

Jumper Setting for System I/O









COM 1 I/O Address Setting

	<i>Disable</i>	<i>3E8H</i>	<i>2E8H</i>	<i>3F8H (Default)</i>
<i>JA</i>				
<i>JB</i>				



COM 2 I/O Address Setting

	<i>Disable</i>	<i>2E8H</i>	<i>3E8H</i>	<i>2F8H (Default)</i>
<i>JC</i>				
<i>JD</i>				

LPT I/O Address Setting

	<i>Disable</i>	<i>278H</i>	<i>3BCH</i>	<i>378H (Default)</i>
<i>JE</i>				
<i>JF</i>				

LPT Output Enhanced Control Setting

<i>J1</i>	Data Direction Control  Parallel port as output port only  Parallel port as input/output port (Default)
-----------	--