




# Monthly Specification Update

**Intel® Server Boards S2600WP Family**  
**Intel® Server Systems H2000WP Family**



*Intel Order Number G64830-007*

**September, 2013**

**Enterprise Platforms and Services Marketing**

## Revision History

Date	Modifications
March, 2012	Initial release.
May, 2012	Added errata 18 and 19; updated errata 1 and 17.
June, 2012	Added errata 20, 21, and 22.
July, 2012	Added errata 23 and 24; updated errata 16, 18, 21, and 22.
August, 2012	No updates.
September, 2012	Added errata 25 and 26; updated errata 4, 7, 8, 9, 11, 12, and 14.
October, 2012	Added errata 27; updated errata 2 and 18.
January, 2013	Updated errata 5, 8, 26, and 27.
March, 2013	Added errata 28; updated errata 4, 8, and 18.
May, 2013	Added errata 29; updated errata 5.
July, 2013	Added errata 30 and 31; updated errata 5, 8, and 26.
September, 2013	Added errata 32, 33; updated errata 3, 24, 27, 28 and 30.
	Added documentation changes 10, 11, and 12.

## Disclaimers

The Monthly Specification Update Server System may contain design defects or errors known as errata that may cause the product to deviate from the published specifications. Current characterized errata are documented in this Specification Update.

Information in this document is provided in connection with Intel products. No license, express or implied, by estoppel or otherwise, to any intellectual property rights is granted by this document. Except as provided in Intel's Terms and Conditions of Sale for such products, Intel assumes no liability whatsoever, and Intel disclaims any express or implied warranty, relating to sale and/or use of Intel products including liability or warranties relating to fitness for a particular purpose, merchantability, or infringement of any patent, copyright or other intellectual property right. Intel products are not intended for use in medical, life saving, or life sustaining applications. Intel may make changes to specifications and product descriptions at any time, without notice.

Contact your local Intel sales office or your distributor to obtain the latest specifications and before placing your product order.

Intel, Itanium, Pentium, and Xeon are trademarks or registered trademarks of Intel Corporation.

\*Other brands and names may be claimed as the property of others.

Copyright © Intel Corporation 2013.

# Contents

<b>Preface</b> .....	<b>1</b>
Nomenclature .....	1
Product Scope .....	1
<b>Summary Tables of Changes</b> .....	<b>2</b>
<b>Errata</b> .....	<b>5</b>
1.    Linux* operating systems are not supported on SCU ports in RSTe mode .....	5
2.    UEFI Windows Server 2008* R2 SP1 installation on SCU ports may fail in RSTe RAID mode .....	5
3.    UEFI operating system installation is not supported in ESRT2 mode .....	5
4.    The HDD status LEDs do not function with specific configurations .....	6
5.    RSTe GUI installation may fail if no devices are attached to any on-board AHCI ports .....	6
6.    The BMC continuously sends the RAID volume rebuild events in RSTe mode of the SCU controllers.....	6
7.    The BIOS hangs if both “EFI Optimized Boot” and “Memory Mapped I/O Above 4GB” are enabled .....	6
8.    Microsoft Windows 2003* x86 installation fails in pass-through mode of the SCU controllers .....	7
9.    The system may halt with unsupported configurations in ESRT2 mode.....	7
10.   An extra event may be seen in the SEL during a system global reset .....	7
11.   The Minimum wattage reads as zero on the integrated BMC web console Power Statistics page .....	8
12.   The Perform Action button does not function on the integrated BMC web console Power Control page .....	8
13.   The system may continuously report a fault or assert/de-assert log when having blank HDD carriers or unconfigured HDDs.....	8
14.   The BIOS and ME firmware cannot be updated successfully using the Intel® One Boot Flash Update Utility(OFU) for SUSE* Linux Enterprise Server 11 (64-bit) with SP2.....	9
15.   The BMC continuously sends an HDD assert/de-assert event during an HDD RAID rebuild in ESRT2 mode of the SCU controllers .....	9
16.   High CPU utilization may occur when installing or running Microsoft Windows Server 2008* R2 or Microsoft Windows 7* with the default NIC driver for Intel® Gigabit ET Dual Port Server Adapter E1G42ET and Intel® Gigabit ET Quad Port Server Adapter E1G44ET .....	9
17.   The power supply sensors may not be available after power cycles.....	10
18.   The chassis sags about 2.0 mm when fully loaded in the rack .....	10
19.   Incorrect picture titles in the Chassis Quick Reference .....	10
20.   The system may halt with specific BIOS configurations.....	12
21.   Intel® LAN driver installation fails on Windows 7* .....	12
22.   Exit Air Temp reading mismatch when using IPMI command in Linux*.....	13

23.	Intel® RAID C600 upgrade key replacement issue.....	13
24.	The Memory Throttling sensor status will stay “Critical” after triggered on the integrated BMC web console Sensor Readings page .....	14
25.	WOL (Wake on LAN) may not function in the Red Hat* Linux 6.2 64bit OS.....	14
26.	The system cannot report “Full Redundancy Lost” when one PSU is plugged out for a second time .....	14
27.	The system BIOS may report the POST error code 0146 with Intel® Xeon Phi™ Coprocessor installed .....	14
28.	Intel® FDR InfiniBand* ConnectX*-3 I/O Module may not comply with FCC and Industry Canada regulations .....	15
29.	Intel® I/O module or Intel® Xeon Phi™ cannot be detected during FRUSDR update	15
30.	Cannot enter the LSI* 9200 family adapter BIOS configuration interface.....	15
31.	If you downgrade the BIOS version 1.08.0003 to the previous BIOS version, the system may not detect the second CPU .....	16
32.	Port 2 of the Intel® FDR InfiniBand* ConnectX*-3 I/O Module AXX2FDRIBIOM may have interconnection problem with Mellanox* 1m FDR or 7m SFP+ passive copper cables ..	16
33.	Reported processor frequency is lower than expected when the BIOS setup option EIST is disabled and the system is also in idle mode .....	17
<b>Documentation Changes .....</b>		<b>18</b>
1.	Intel® Server System H2000WP Family Technical Product Specification has been updated to rev 1.4.....	18
2.	Intel® Server Board S2600WP Series Technical Product Specification has been updated to rev 1.4.....	18
3.	Intel® Server System H2000WP Family Configuration Guide has been updated to v1.6 to add Hadoop* products.....	18
4.	Intel® Server System H2000WP Service Guide has been updated to v1.3 .....	18

This page intentionally left blank

## Preface

---

This document is an update to the specifications contained in the *Intel® Server Board S2600WP and Intel® Server System H2000WP Technical Product Specification*. It is intended for hardware system manufacturers and software developers of applications, operating systems, or tools. It will contain specification changes, specification clarifications, errata, and document changes.

## Nomenclature

This documentation communicates the following types of changes:

**Specification Changes** are modifications to the current published specifications for Intel® server boards. These changes will be incorporated in the next release of the specifications.

**Specification Clarifications** describe a specification in greater detail or further highlight a specification's impact to a complex design situation. These clarifications will be incorporated in the next release of the specifications.

**Documentation Changes** include typos, errors, or omissions from the current published specifications. These changes will be incorporated in the next release of the specifications.

**Errata** are design defects or errors. Errata may cause the server board behavior to deviate from published specifications. Hardware and software designed to be used with any given processor stepping must assume that all errata documented for that processor stepping are present on all devices.

## Product Scope

The following are the specific boards, BIOS, and components covered by this update.

Product Code	Baseboard PBA Revision	BIOS Revision	ME Revision	BMC Revision	FRU/SDR Revision
S2600WP	G48583-202	R01.06.0002	02.01.05.107	R1.16.4010	1.06
S2600WPQ	G38670-205	R01.06.0002	02.01.05.107	R1.16.4010	1.06
S2600WPF	G48605-201	R01.06.0002	02.01.05.107	R1.16.4010	1.06

## Summary Tables of Changes

The following tables provide an overview of known errata and known document changes that apply to the specified Intel® Server Boards or Intel® Server Systems. The tables use the following notations:

**Doc:** Intel intends to update the appropriate documentation in a future revision.

**Fix:** Intel intends to fix this erratum in the future.

**Fixed:** This erratum has been previously fixed.

**NoFix:** There are no plans to fix this erratum.

**Shaded:** This erratum is either new or has been modified from the previous specification update.

**Table 1. Errata Summary**

No.	Plans	Description of Errata
1.	Fix	Linux* operating systems are not supported on SCU ports in RSTe mode.
2.	Fixed	UEFI Windows Server 2008* R2 SP1 installation on SCU ports may fail in RSTe RAID mode.
3.	No Fix	UEFI operating system installation is not supported in ESRT2 mode.
4.	Fixed	The HDD status LEDs do not function with specific configurations.
5.	Fixed	RSTe GUI installation may fail if no devices are attached to any on-board AHCI ports.
6.	Fixed	The BMC continuously sends the RAID volume rebuild events in RSTe mode of the SCU controllers.
7.	Fixed	The BIOS hangs if both "EFI Optimized Boot" and "Memory Mapped I/O Above 4GB" are enabled.
8.	Fixed	Microsoft Windows 2003* x86 installation fails in pass-through mode of the SCU controllers.
9.	Fixed	The system may halt with unsupported configurations in ESRT2 mode.
10.	Fixed	An extra event may be seen in the SEL during a system global reset.
11.	Fixed	The Minimum wattage reads as zero on the integrated BMC web console Power Statistics page.
12.	Fixed	The Perform Action button does not function on the integrated BMC web console Power Control page.
13.	Fixed	The system may continuously report a fault or assert/de-assert log when having blank HDD carriers or unconfigured HDDs.
14.	Fixed	The BIOS and ME firmware cannot be updated successfully using the Intel® One Boot Flash Update Utility(OFU) for SUSE* Linux Enterprise Server 11 (64-bit) with SP2.
15.	Fixed	The BMC continuously sends an HDD assert/de-assert event during an HDD RAID rebuild in ESRT2 mode of the SCU controllers.
16.	Fixed	High CPU utilization may occur when installing or running Microsoft Windows Server 2008* R2 or Microsoft Windows 7* with the default NIC driver for Intel® Gigabit ET Dual Port Server Adapter E1G42ET and Intel® Gigabit ET Quad Port Server Adapter E1G44ET.
17.	Fixed	The power supply sensors may not be available after power cycles.
18.	Fixed	The chassis sags about 2.0 mm when fully loaded in the rack.
19.	Fixed	Incorrect picture titles in the Chassis Quick Reference.
20.	Fix	The system may halt with specific BIOS configurations.
21.	Fixed	Intel® LAN driver installation fails on Windows 7*.



No.	Plans	Description of Errata
22.	Fixed	Exit Air Temp reading mismatch when using IPMI command in Linux*.
23.	Fixed	Intel® RAID C600 upgrade key replacement issue.
24.	Fixed	The Memory Throttling sensor status will stay "Critical" after triggered on the integrated BMC web console Sensor Readings page.
25.	Fix	WOL (Wake on LAN) may not function in the Red Hat* Linux 6.2 64bit OS.
26.	Fixed	The system cannot report "Full Redundancy Lost" when one PSU is plugged out for a second time.
27.	Fixed	The system BIOS may report the POST error code 0146 with Intel® Xeon Phi™ Coprocessor installed.
28.	Fixed	Intel® FDR InfiniBand* ConnectX*-3 I/O Module may not comply with FCC and Industry Canada regulations.
29.	Fix	Intel® I/O module or Intel® Xeon Phi™ cannot be detected during FRUSDR update.
30.	Fixed	Cannot enter the LSI* 9200 family adapter BIOS configuration interface.
31.	TBD	If you downgrade the BIOS version 1.08.0003 to the previous BIOS version, the system may not detect the second CPU.
32.	Fixed	Port 2 of the Intel® FDR InfiniBand* ConnectX*-3 I/O Module AXX2FDRIBIOM may have interconnection problem with Mellanox* 1m FDR or 7m SFP+ passive copper cables.
33.	Fix	Reported processor frequency is lower than expected when the BIOS setup option EIST is disabled and the system is also in idle mode.

**Table 2. Documentation Changes**

No.	Plans	Document Name	Description of Documentation Change
1.	Fixed	<i>S2600WP Board TPS Rev 1.1</i>	<ul style="list-style-type: none"> <li>Updated the storage specification for all block diagrams.</li> <li>Added the BMC Core Sensor list.</li> <li>Updated the Shock (Unpackaged) data for Server Board Design Specifications.</li> <li>Updated Chassis Intrusion information.</li> <li>Updated DDIO support information.</li> <li>Updated BIOS "shutdown policy" information.</li> </ul>
2.	Fixed	<i>H2000WP System TPS Rev 1.1</i>	Added the power management feature and environmental data.
3.	Fixed	<i>S2600WP Board TPS Rev 1.2</i>	<ul style="list-style-type: none"> <li>Added FDR Infiniband* board information.</li> <li>Added NTB support in BIOS.</li> <li>Updated the design specifications and ASHRAE specification.</li> </ul>
4.	Fixed	<i>H2000WP System TPS Rev 1.2</i>	<ul style="list-style-type: none"> <li>Updated the environmental specifications with ASHRAE specification.</li> <li>Updated the Processor TDP to conditional support 135W.</li> <li>Added new bridge board for 6G SAS support.</li> <li>Added riser support for non-transparent bridge.</li> </ul>
5.	Fixed	<i>H2000WP System TPS Rev 1.3</i>	Added the system behavior with one power supply AC lost or failed.
6.	Fixed	<i>S2600WP Board TPS Rev 1.3</i>	<ul style="list-style-type: none"> <li>Updated InfiniBand* diagnostic LED information.</li> <li>Updated InfiniBand* recommendation.</li> <li>Updated the Node Manager IPMI Integrated Sensors.</li> </ul>
7.	Fixed	<i>H2000WP System Configuration Guide Rev 1.4</i>	Added AXX10GBTWLHW and Intel® Server Continuity Suit SKUs.

No.	Plans	Document Name	Description of Documentation Change
8.	Fixed	<i>H2000WP System Configuration Guide Rev 1.6</i>	Added Hadoop* products.
9.	Fixed	<i>H2000WP System Service Guide Rev 1.2</i>	Added the server board replacement guide.
10.	Fixed	<i>S2600WP Board TPS Rev 1.4</i>	<ul style="list-style-type: none"> <li>• Updated E5-2600 v2 processor support.</li> <li>• Updated memory support guidelines.</li> <li>• Updated BIOS setup utility screens and screen field descriptions.</li> <li>• Updated Post Code LED decoder.</li> <li>• Updated POST Error Messages and Handling.</li> </ul>
11.	Fixed	<i>H2000WP System TPS Rev 1.4</i>	<ul style="list-style-type: none"> <li>• Updated E5-2600 v2 processor support.</li> <li>• Updated Post Code LED decoder.</li> <li>• Updated POST Error Messages and Handling.</li> </ul>
12.	Fixed	<i>H2000WP System Service Guide Rev 1.3</i>	<ul style="list-style-type: none"> <li>• Updated E5-2600 v2 processor support.</li> <li>• Updated Post Code LED decoder.</li> </ul>

The following sections provide in-depth descriptions of each erratum or documentation change indicated in the tables above. The errata and documentation change numbers referenced in the following sections correspond to the numbers in the tables above.

## Errata

---

### 1. Linux\* operating systems are not supported on SCU ports in RSTe mode

Problem	Intel® RSTe mode of SCU ports is not supported on Red Hat* Linux and SUSE* Linux.
Implication	Users may not be able to install Red Hat* Linux and SUSE* Linux through SCU ports on Intel® C600 Series Chipset based Server Boards in Intel® RSTe mode.
Status	This issue may be fixed in future driver or BIOS releases.
Workaround	None.

### 2. UEFI Windows Server 2008\* R2 SP1 installation on SCU ports may fail in RSTe RAID mode

Problem	The blue screen may occur when you install Windows Server 2008* R2 SP1 under UEFI with the following configurations: <ol style="list-style-type: none"><li>1. Intel® C600 RAID upgrade key is installed and SAS HDDs are used on SCU ports.</li><li>2. The BIOS options “EFI Optimized Boot” and “Use Legacy Video for EFI OS” are enabled.</li><li>3. In RSTe RAID mode.</li></ol>
Implication	Users may not be able to install UEFI Windows Server 2008* R2 SP1 on Intel® C600 Series Chipset based Server Boards with the configurations above.
Status	This issue is fixed in the BIOS R01.04.1001 and later versions.
Workaround	None.

### 3. UEFI operating system installation is not supported in ESRT2 mode

Problem	UEFI OS installation of Windows*, Red Hat* Linux, or SUSE* Linux may fail on an AHCI or SCU controller when both “EFI Optimized Boot” and “Use Legacy Video for EFI OS” are enabled.
Implication	Users may not be able to install UEFI OS in ESRT2 mode on Intel® C600 Series Chipset based Server Boards.
Status	This issue will not be fixed.
Workaround	None.

#### 4. The HDD status LEDs do not function with specific configurations

Problem	If drives are connected through an expander to SCU ports and are configured in RSTe mode, the HDD status LEDs may not function properly.
Implication	The HDD status LEDs may not show the HDD locate, HDD fault, or RAID rebuild messages.
Status	This issue is fixed in the RSTe driver Rev 3.2.0.1134 and later versions.
Workaround	None.

#### 5. RSTe GUI installation may fail if no devices are attached to any on-board AHCI ports

Problem	When Microsoft Windows 2008* R2 is installed on SCU ports, the installation of RSTe drivers and the Graphic User Interface (GUI) in Microsoft Windows 2008* R2 will fail, if the AHCI controller is enabled and no devices are attached to the AHCI SATA ports.
Implication	Users may not be able to install RSTe GUI with the configurations above if the AHCI controller is enabled and no devices are attached to the AHCI SATA ports.
Status	This issue is fixed in the BIOS 01.03.0002 and later releases.
Workaround	None.

#### 6. The BMC continuously sends the RAID volume rebuild events in RSTe mode of the SCU controllers

Problem	When RSTe RAID is in degraded mode and a drive is inserted to start the RAID rebuild, the System Event Log (SEL) records the drive plug and rebuild events and then continuously sends a rebuild event message.
Implication	Users may see the SEL flooded with RAID volume rebuild event entries.
Status	This issue is fixed in the latest RSTe driver ver 3.0.0.3020 update 2012.02.03.
Workaround	None.

#### 7. The BIOS hangs if both "EFI Optimized Boot" and "Memory Mapped I/O Above 4GB" are enabled

Problem	After both "EFI Optimized Boot" and "Memory Mapped I/O Above 4GB" are enabled, the system may hang during the system POST.
---------	--

Implication      Enabling both options in the BIOS may hang the system boot.

Status            This issue is fixed in the BIOS release R01.03.0002.

Workaround      None.

## 8. Microsoft Windows 2003\* x86 installation fails in pass-through mode of the SCU controllers

Problem           Microsoft Windows 2003\* x86 installation onto SCU RSTe pass-through mode fails.

Implication      The blue screen occurs during Microsoft Windows 2003\* x86 installation.

Status            This issue is fixed with the RSTe driver v.3.7.0.1093 for Microsoft Windows 2003\* R2 SP2.

Workaround      Microsoft Windows Server 2003\* x64 can be installed with the same configurations as an alternative solution.

## 9. The system may halt with unsupported configurations in ESRT2 mode

Problem           If no Intel® C600 RAID upgrade key (any of RKSAS4, RKSAS4R5, RKSAS8, and RKSAS8R5) is installed to enable SAS support capability in ESRT2 mode while SAS drivers are used, the system may halt at the boot stage.

Implication      Users may see a system halt when no RAID key is installed with SAS drivers used and ESRT2 enabled. Users should use SATA drives only if no RAID key is installed.

Status            This issue is fixed in the BIOS R01.02.0003 and later releases.

Workaround      None.

## 10. An extra event may be seen in the SEL during a system global reset

Problem           The BMC may sporadically log an extra reset event during a system DC reset (global reset). This event may appear because there is an extra reset during BIOS POST.

The following SEL entries indicate two resets in a POST process:

*Informational event: Pwr Unit Status reports the power unit is powered off or being powered down.*

*Informational event: Pwr Unit Status reports the power unit is powered off or being powered down.*

Implication	The SEL may indicate that the system has an occasional reset in a normal POST during a DC cycle test (global reset).
Status	This issue is fixed in the BMC 1.04.2896.
Workaround	None.

### **11. The Minimum wattage reads as zero on the integrated BMC web console Power Statistics page**

Problem	In some systems the integrated BMC web console Power Statistic page may display the Minimum wattage as zero (0W) after the system has been powered. This reading will stay at zero until the next power cycle of the system.
Implication	This is an incorrect reading only and does not affect the operation.
Status	This issue is fixed in the BMC 1.10 and later releases.
Workaround	None.

### **12. The Perform Action button does not function on the integrated BMC web console Power Control page**

Problem	After you perform a graceful shutdown from the integrated BMC web console Power Control page, the Perform Action button gets grayed out and cannot be pressed to request another action.
Implication	The Perform Action button is grayed out.
Status	This issue is fixed in the BMC 1.10 and later releases.
Workaround	Select another page in the Integrated BMC Web Console and then return to the Power Control page. Then the Perform Action button will be available.

### **13. The system may continuously report a fault or assert/de-assert log when having blank HDD carriers or unconfigured HDDs**

Problem	<p>With ESRT2 SATA RAID 5 configured with three HDDs, put the fourth HDD in the drive carrier and set it as either unconfigured or global hot spare. The system event log may be flooded with HDD fault entries.</p> <p>With ESRT2 SAS RAID 1 configured with two HDDs, put the third HDD in the driver carrier and set it as unconfigured or global hot spare. The system event log may be flooded with HDD fault entries.</p>
Implication	The SEL may be flooded with HDD fault entries when either of the two scenarios above is used.

Status This issue is fixed in the BMC 1.04.2896.

Workaround None.

#### **14. The BIOS and ME firmware cannot be updated successfully using the Intel® One Boot Flash Update Utility(OFU) for SUSE\* Linux Enterprise Server 11 (64-bit) with SP2**

Problem The OFU fails to update the BIOS and ME for SUSE\* Linux Enterprise Server 11 (64-bit) with SP2 operating system.

Implication If SUSE\* Linux Enterprise Server 11 (64-bit) with SP2 operating system is running, using the OFU to update the System Firmware Update Package (SFUP) will fail.

Status This issue is fixed in the OFU version 11.0 Build 8.

Workaround Update the SFUP from EFI environment using iFlash32, FWPIAUpdate, and FRUSDR Utility.

#### **15. The BMC continuously sends an HDD assert/de-assert event during an HDD RAID rebuild in ESRT2 mode of the SCU controllers**

Problem An HDD fault keeps asserting and de-asserting frequently during a RAID rebuild in ESRT2 mode.

Implication During an HDD ESRT2 RAID rebuild, the SEL is flooded with HDD fault assert/de-assert (SAS RAID) or rebuild/remap (SATA RAID) entries.

Status This issue is fixed in the ESRT2 driver release v15.00.0528.2012.

Workaround None.

#### **16. High CPU utilization may occur when installing or running Microsoft Windows Server 2008\* R2 or Microsoft Windows 7\* with the default NIC driver for Intel® Gigabit ET Dual Port Server Adapter E1G42ET and Intel® Gigabit ET Quad Port Server Adapter E1G44ET**

Problem A high CPU load has been observed when installing or running Microsoft Windows Server 2008\* R2 or Microsoft Windows 7\* with the default NIC (Network Interface Card) driver for Intel® Gigabit ET Dual Port Server Adapter E1G42ET and Intel® Gigabit ET QuAD Port Server Adapter E1G44ET.

Implication When the ports are not electrically "linked" and the embedded driver is loaded, the DPC rate steadily increases until the system slows to the point where it is essentially unusable.

Status This issue is fixed with Intel® Netwrok Driver Rev 16.8 and later versions.

Workaround None.

## 17. The power supply sensors may not be available after power cycles

Problem Some PSU sensors may not be available by IPMI command or reading through the integrated BMC web console after serveral AC power cycles.

Implication The PSU sensor readings are not available from Node 3 and Node 4.

Status This issue is fixed in the BMC 1.06 and later releases.

Workaround None.

## 18. The chassis sags about 2.0 mm when fully loaded in the rack

Problem A fully loaded chassis (34kg) sags about 2.0 mm when installed in the rack.

Implication The maximum sag (~2.0mm) will happen at the rear of the chassis.

Status This issue is fixed in all 1600W system SKUs.

Workaround Leave 1U space under the H2000WP chassis when installing it in the rack or load the system device shorter than 21" under the H2000WP chassis adjacently.

## 19. Incorrect picture titles in the Chassis Quick Reference

Problem The *Intel® Server System H2000WP Family Chassis Quick Reference* (document ID G53413-001) has four incorrect picture titles as shown below. The correct title names should be "H2000WP", "H2312WP", "H2216WP", and "S2600WP". All schemes and configuration diagrams are correct for H2000WP. The impacted servers systems are listed in the table below. This problem has been fixed in the updated Chassis Quick Reference (document ID G53413-002).

	Impacted Product Name	Impacted Serial Number
1	H2312WPQJR	AZB22130201 – AZB22130300 AZB22140001 – AZB22140100
2	H2312WPJR	AZB22140101 – AZB22140300



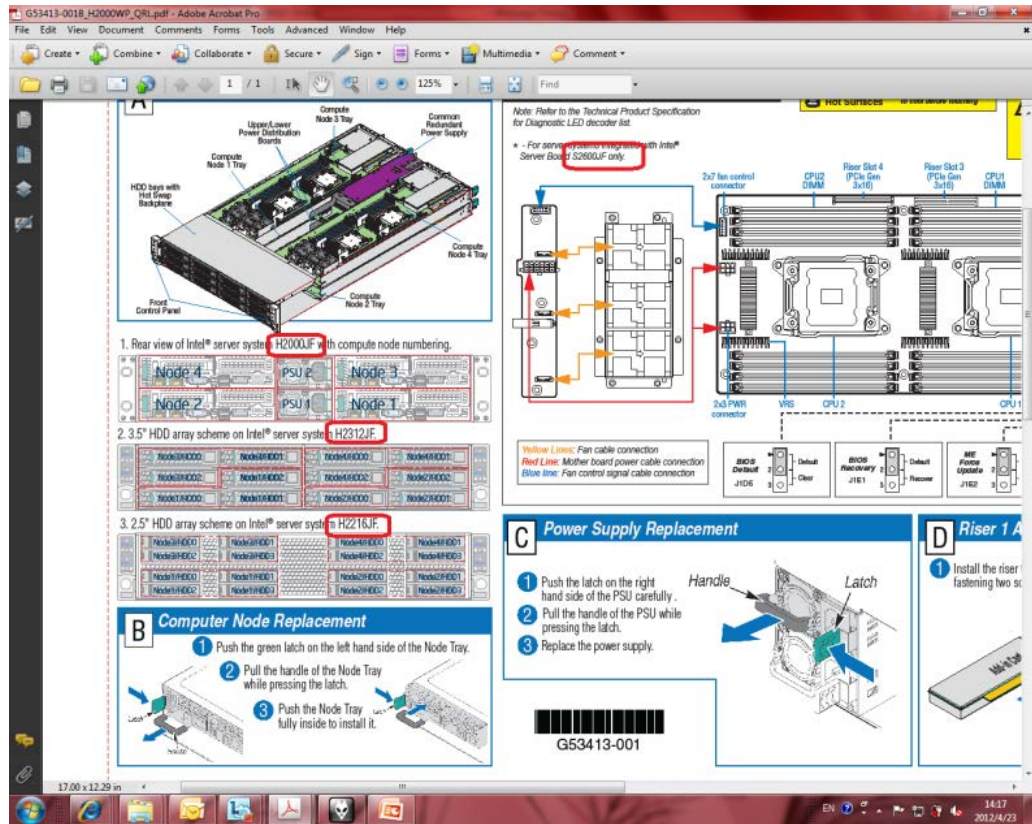


Figure 1. The Chassis Quick Reference with Incorrect Picture Titles

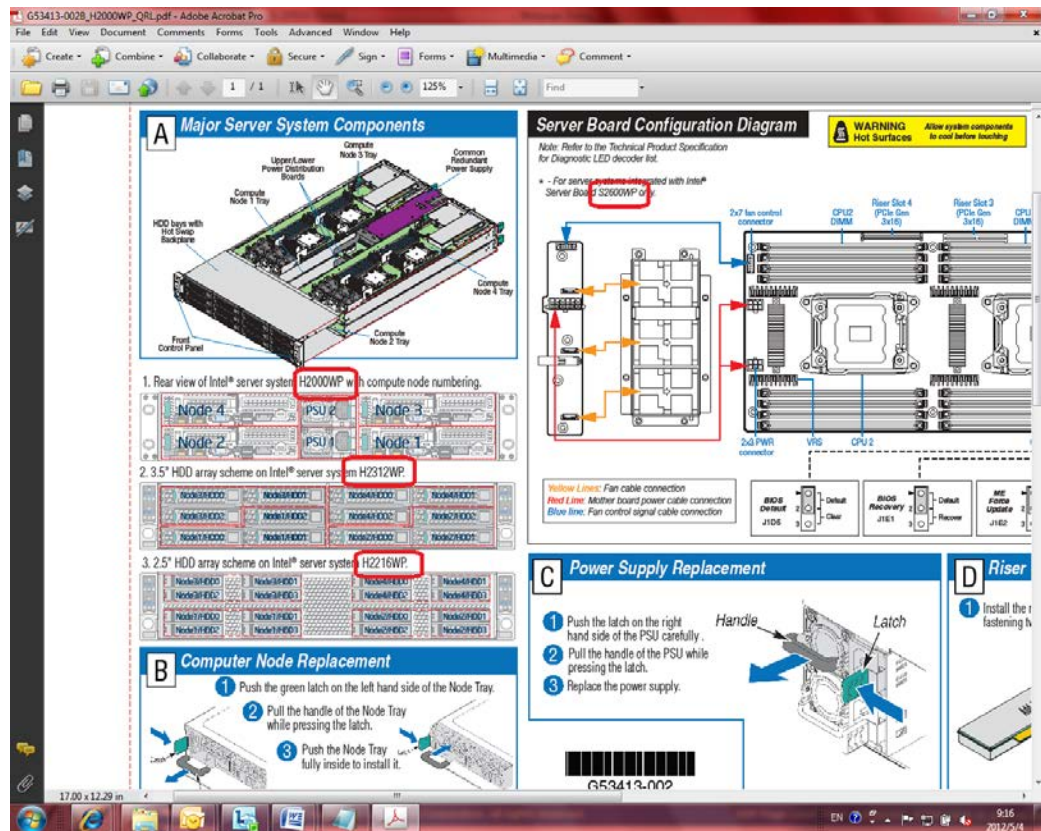


Figure 2. The Chassis Quick Reference with Updated Picture Titles

Implication The picture titles do not match the pictures.

Status This issue is fixed with G53413-002.

Workaround None.

## 20. The system may halt with specific BIOS configurations

Problem After the BIOS options “EFI Optimized Boot” and “Memory Mapped I/O Above 4GB” are both enabled, and RSTe mode is selected, the system may halt during the system POST.

Implication The system may hang with the configurations above.

Status This issue may be fixed in a future RSTe UEFI driver release.

Workaround None.

## 21. Intel® LAN driver installation fails on Windows 7\*

Problem The Intel® LAN driver version 16.8 and below may not be installed successfully on Windows 7\* with the .bat installation scripts in the driver package.

- Implication The LAN driver cannot be installed with the .bat installation scripts in the driver package.
- Status The issue is fixed in the Intel® LAN driver 17.1.
- Workaround Two workarounds are available:
  1. Install the LAN driver manually.
  2. Lower the “User Account Control” to “Never Notify”, and then install the driver with the .bat installation scripts.

## 22. Exit Air Temp reading mismatch when using IPMI command in Linux\*

**Problem** When using IPMI command “IPMI sensor list”, the normal sensor reading is:

```
Exit Air Temp | 38.000 | degrees C | ok | na | 5.000 |
10.000 | 80.000 | 85.000 | na
```

With the IPMI command “IPMITOOL BMC reset cold”, the following error may occur:

```
Exit Air Temp | 41.000 | degrees C | cr | na | 0.000 |
0.000 | 0.000 | 0.000 | na
```

- Implication This will generate the CRITICAL entry in the SEL.
- Status The issue is fixed in the BMC 1.10 release.
- Workaround The error reading may not occur by the next system reboot.

## 23. Intel® RAID C600 upgrade key replacement issue

- Problem With the Management Engineer (ME) firmware 02.01.05.069, the server may detect the incorrect Storage Control Unit (SCU) Redundant Array of Inexpensive/Independend Disks (RAID) informaion after installing or replacing the RAID upgrade key. The board or system may still show the previous RAID information even if you have replaced the key with a new one.
- Implication With the ME firmware 02.01.05.069, the system may not detect the new RAID activation key during the first AC power on.
- Status This issue is fixed with the ME firmware 02.01.05.107 and later versions.
- Workaround Do a second AC power cycle to the system after the RAID upgrade key has been installed or replaced to ensure the correct type of key is identified.

## 24. The Memory Throttling sensor status will stay “Critical” after triggered on the integrated BMC web console Sensor Readings page

Problem	When Memory Throttling is triggered, the Memory “P1 MTT and/or P2 MTT” sensor status will stay at “Critical” status in the integrated BMC web console even after the throttling has stopped.
Implication	You may observe the Memory “P1 MTT and/or P2 MTT” status as “Critical” even when there is no throttling. No functional impact to the system.
Status	This issue will be fixed in ME 03.00.02.203 and later release.
Workaround	Perform an AC cycle or reset the ME through IPMI to reset the MTT sensor status.

## 25. WOL (Wake on LAN) may not function in the Red Hat\* Linux 6.2 64bit OS

Problem	With the Intel® LAN driver version 17.1, WOL may not function in the Red Hat* Linux 6.2 64bit OS.
Implication	You may not be able to wake the system through the on-board NIC port.
Status	This issue may be fixed in a future LAN driver release.
Workaround	None.

## 26. The system cannot report “Full Redundancy Lost” when one PSU is plugged out for a second time

Problem	When one PSU is plugged out from the system, the SEL will report “Full Redundancy Lost”. Plugging in the PSU will get the SEL reported “Full Redundancy Regained”. If the PSU is plugged out for a second time, the SEL will not report “Full Redundancy Lost”.
Implication	The SEL will not report “Full Redundancy Lost” if one PSU is plugged out for more than once.
Status	This issue is fixed in the BMC 1.17.4151 and later releases.
Workaround	Performing an AC power cycle can manually rearm the sensor.

## 27. The system BIOS may report the POST error code 0146 with Intel® Xeon Phi™ Coprocessor installed

Problem	The system BIOS may report the POST error code 0146 “PCI out of resource error” when one or more Intel® Xeon Phi™ Coprocessors are installed with the BIOS default settings.
Implication	The Intel® Xeon Phi™ Coprocessor may not be recognized using the default BIOS settings because it requires more PCI space.
Status	This issue is fixed in BIOS release 02.01.0002.
Workaround	Press F2 during POST to enter the BIOS setup interface. Navigate to <b>Advanced -&gt; PCI Configuration -&gt; Memory Mapped I/O Size</b> and change the value to 16G or larger. The value also depends on your system PCI configuration.

## 28. Intel® FDR InfiniBand\* ConnectX\*-3 I/O Module may not comply with FCC and Industry Canada regulations

Problem	Intel® FDR InfiniBand* ConnectX*-3 I/O Module AXX1FDRIBIOM and AXX2FDRIBIOM may not comply with Part 15 of the Federal Communications Commission (FCC) and Industry Canada regulations when used with copper InfiniBand* cables.
Implication	Except for not complying with FCC and Industry Canada regulations when used with copper InfiniBand* cables, there is no other functionality impact. And except for the United States of America and Canada where the regulations apply, no other countries are impacted.
Status	This issue is fixed by Mellanox* InfiniBand* ConnectX*-3 firmware 2.11.1308 and later releases. Refer to the following website for downloading: <a href="http://www.mellanox.com/page/firmware_table_Intel">http://www.mellanox.com/page/firmware_table_Intel</a> .
Workaround	None.

## 29. Intel® I/O module or Intel® Xeon Phi™ cannot be detected during FRUSDR update

Problem	Intel® I/O module or Intel® Xeon Phi™ cannot be detected during FRUSDR update. They are not accessible by IPMI command “Read FRU Data”.
Implication	The thermal sensors of Intel® I/O module or Intel® Xeon Phi™ are not accessible.
Status	This issue may be fixed in the next BMC FW release.
Workaround	Use IPMI command to access the thermal sensors.

## 30. Cannot enter the LSI\* 9200 family adapter BIOS configuration interface

Problem	When the server node first boots with LSI* 9200 family adapter, the LSI* adapter BIOS configuration interface cannot be accessible by clicking “Ctrl+C” key during POST.
Implication	The keyboard does not respond during LSI* adapter POST.
Status	This issue is fixed in BIOS 02.01.0002 and later release.
Workaround	Performing the BIOS Load Default jumper can eliminate this issue.

### **31. If you downgrade the BIOS version 1.08.0003 to the previous BIOS version, the system may not detect the second CPU**

Problem	After you downgrade the BIOS 1.08.0003 to the previous BIOS version, the second CPU and its related memory will disappear from the BIOS interface.
Implication	Downgrading the BIOS version may cause the BIOS settings in NV to be inconsistent. It is recommended to load the BIOS default in this kind of scenario.
Status	TBD.
Workaround	Enter the BIOS configuration interface, press [F9] key to load the BIOS default, and reboot the server. This issue can be fixed after that.

### **32. Port 2 of the Intel® FDR InfiniBand® ConnectX®-3 I/O Module AXX2FDRIBIOM may have interconnection problem with Mellanox® 1m FDR or 7m SFP+ passive copper cables**

Problem	Port 2 of the Intel® FDR InfiniBand® ConnectX®-3 I/O Module AXX2FDRIBIOM may have interconnection problem when used with Mellanox® 1-meter FDR or 7-meter SFP+ passive copper cables.
Implication	When used with Mellanox® 1m FDR or 7m SFP+ passive copper cables, port 2 of the module may not be able to establish a successful connection for signal transmission. This issue does not impact other cables. This issue does not impact the Intel® FDR InfiniBand® ConnectX®-3 I/O Module AXX1FDRIBIOM.
Status	The issue with 7m SFP+ passive copper cables is fixed by Mellanox® InfiniBand® ConnectX®-3 firmware 2.11.1308 and later releases. Refer to the following website for downloading: <a href="http://www.mellanox.com/page/firmware_table_intel">http://www.mellanox.com/page/firmware_table_intel</a> . The AXX2FDRIBIOM still has limited issues with Mellanox® 1m FDR passive copper cables that may be fixed in the future.
Workaround	Port 2 of the AXX2FDRIBIOM must be used with Mellanox® 2m or 3m FDR or 1m, 2m, 3m, 5m, or 7m SFP+ passive copper cables, or active optical cables.

### 33. Reported processor frequency is lower than expected when the BIOS setup option EIST is disabled and the system is also in idle mode

Problem	When the system is in idle mode during OS runtime and EIST is disabled in BIOS setup, the reported processor speed may report a lower than expected frequency.
Implication	EIST may function incorrectly.
Status	This issue may be fixed in a future BIOS update.
Workaround	N/A.

## Documentation Changes

---

- 1. Intel® Server System H2000WP Family Technical Product Specification has been updated to rev 1.4**
- 2. Intel® Server Board S2600WP Series Technical Product Specification has been updated to rev 1.4**
- 3. Intel® Server System H2000WP Family Configuration Guide has been updated to v1.6 to add Hadoop\* products**
- 4. Intel® Server System H2000WP Service Guide has been updated to v1.3**