

Intel® Desktop Boards Multistreaming Playback for Realtek* Audio

Multistreaming allows you to listen to two different audio sources on two different speaker sets. For example, you can listen to one audio source through the back panel speakers and a second audio source through front panel headphones or speakers.

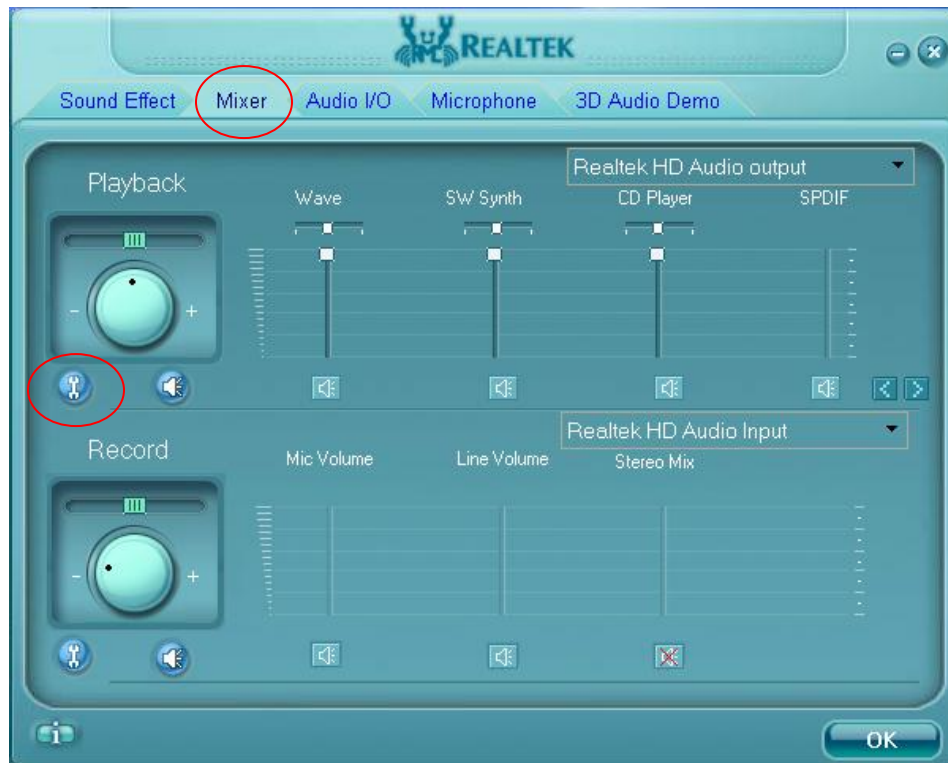
Check the Audio Subsystem section of the Product Guide or Technical Product Specification (TPS) to see if your Intel® Desktop Board supports multistreaming.

This document provides an example of how to set up multistreaming playback with two audio sources: Windows Media Player* and Winamp*. *If you are using different audio software, look for similar settings that allow you to select front or back panel audio devices.*

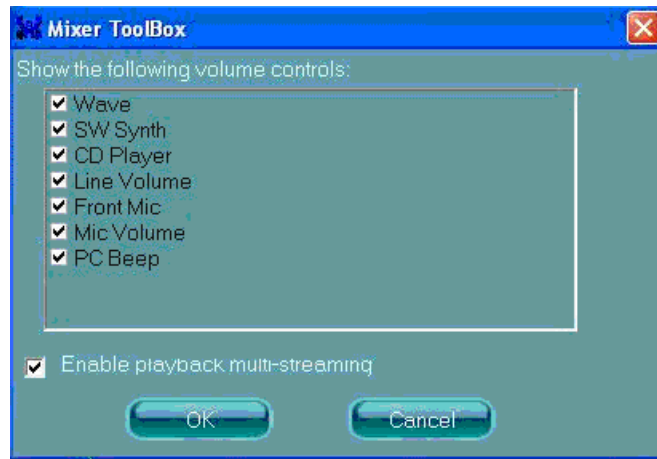
Updates to the Realtek audio drivers may include changes to the user interface, therefore the steps and screenshots shown here may not exactly match what you see on your system.

Configuration Steps for Multistreaming Playback

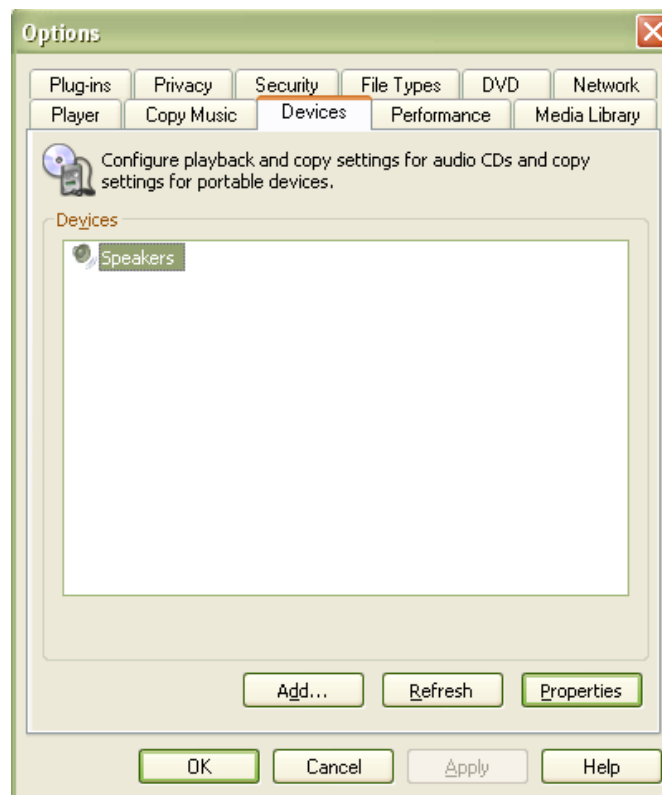
1. Open the Realtek HD Audio Manager Control Panel.
2. Go to Mixer Tab and click on the Mixer Toolbox button (below the Playback button).



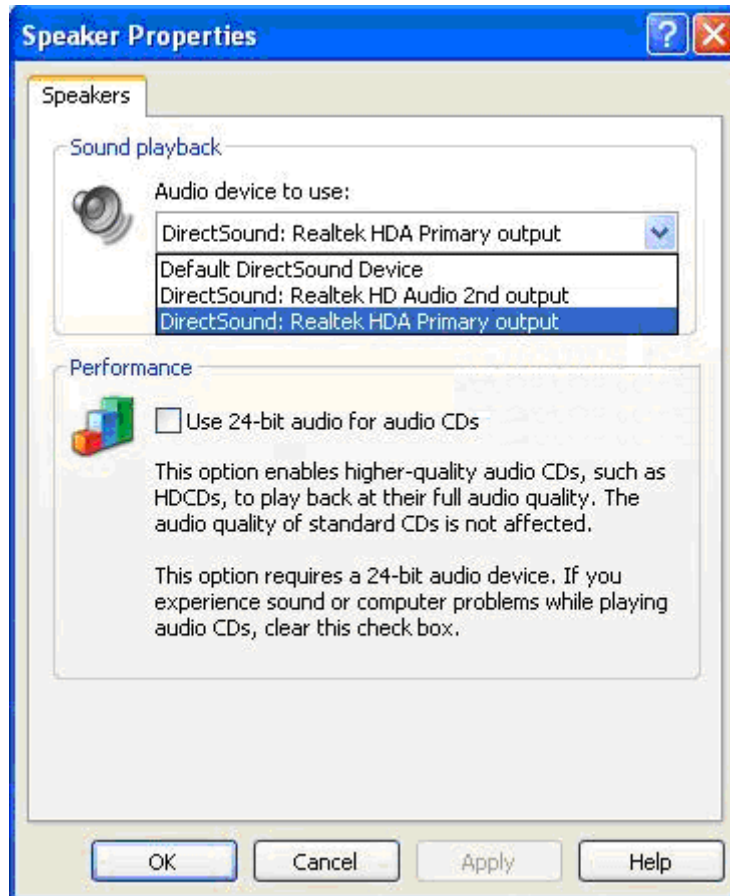
3. Check the box to **Enable playback multi-streaming**. Click OK.



4. Open Windows Media Player* and click Tools > Options. Go to Devices tab. Select **Speakers** and click the Properties button.



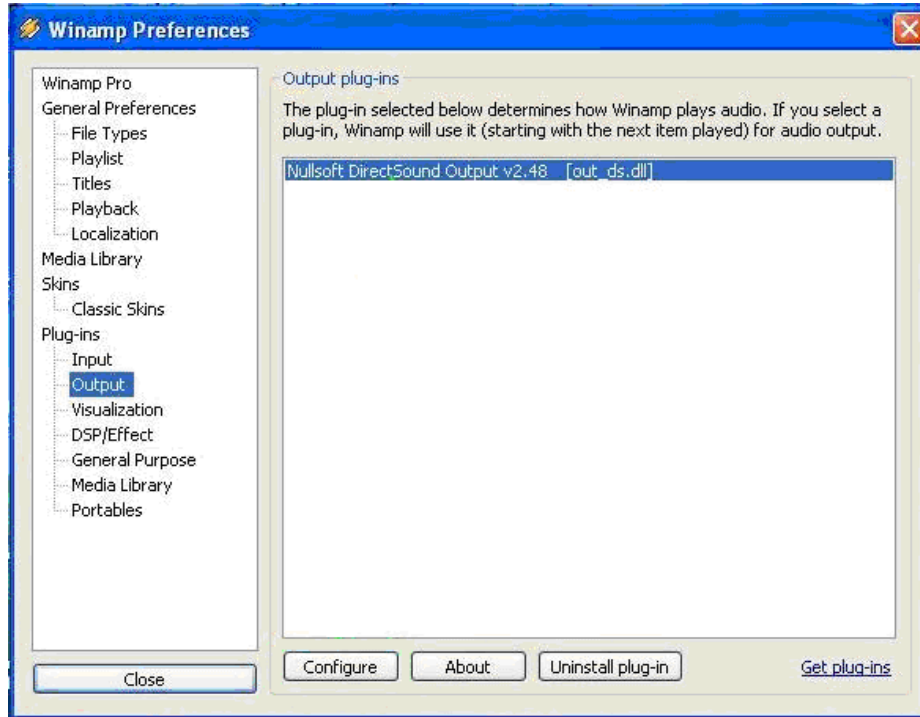
5. Select the playback location for Windows Media Player:
 - For playback to back panel audio, choose DirectSound: Realtek HDA Primary Output
 - For playback to front panel audio, choose DirectSound: Realtek HD Audio 2nd Output



6. Click OK and close all Windows Media Player properties.
7. Open Winamp. Click Options > Preferences.

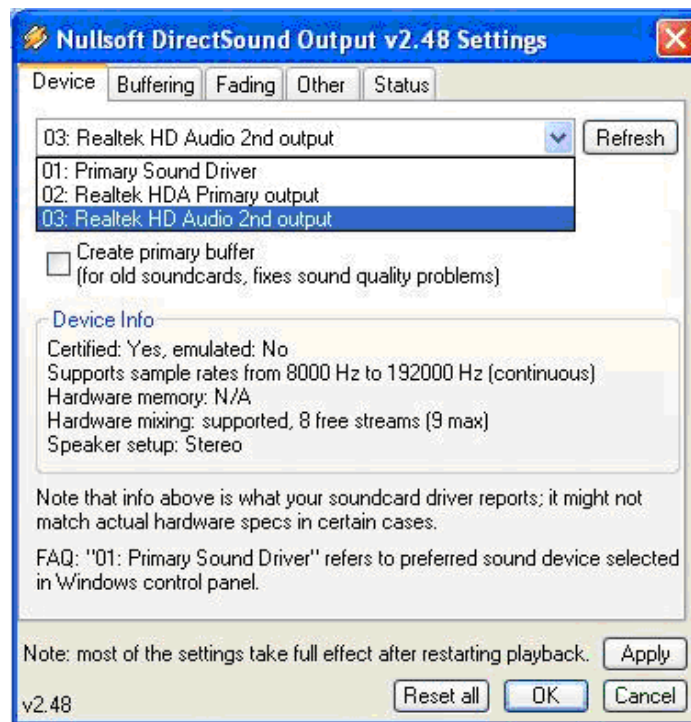


- Click Output (under Plug-ins). Select Nullsoft DirectSound Output and click the Configure button.



- On the Device tab, select your playback location for Winamp:
 - For playback to back panel audio, choose IDT Audio1
 - For playback to front panel audio, choose IDT Audio2

Do not choose the same playback location as you did for Windows Media Player.



Windows Media Player and Winamp should now playback to separate speaker sets, front and back.