


Product Brief

Intel® System Controller Hub US15W

Embedded Computing



Intel® System Controller Hub US15W for Embedded Computing

Product Overview


The Intel® System Controller Hub (SCH) US15W, available in two package sizes as well as both commercial and industrial temperature options, is a low-power, highly integrated chipset that addresses key requirements of thermally constrained and fanless embedded applications. It combines the Intel® Graphics Media Accelerator 500 (Intel® GMA 500), memory controller, and I/O controller in a single-chip solution while featuring advanced 3D graphics and extensive I/O capabilities such as USB 2.0, SDIO and PCI Express.* It supports Intel® High Definition Audio¹ and hardware video decode acceleration, a 400/533 MHz CMOS front-side bus (FSB), dual independent display, and 2 GB max memory in a single channel with one or two ranks.

The Intel SCH US15W has a thermal design power² (TDP) of 2.3 watts and is validated with the Intel® Atom™ processor Z5xx series. This platform has a combined TDP under 5 watts and features embedded lifecycle support, making it ideal for many embedded market segments such as in-vehicle infotainment, industrial control and automation, gaming, medical, media phones, and retail and transaction solutions (i.e., kiosks, point-of-service terminals). The platform is also supported by the Intel® Embedded Graphics Drivers and video BIOS, developed specifically for embedded products and applications (developer.intel.com/design/intarch/SWsup/graphics_drivers.htm).

Graphics and Display

Intel GMA 500 is a flexible, programmable architecture that supports shader-based technology, 2D, 3D and advanced 3D graphics, high-definition video decode, and image processing. Features include screen tiling, internal true color processing, zero overhead anti-aliasing, programmable shader 3D accelerator, and 32-bit floating-point operations.

Dual display pipes with rotation support, along with low-voltage differential signaling (LVDS) and serial DVO (SDVO) display ports, permit simultaneous independent operation of one display or two. SDVO adapters provide interfaces to a variety of external display technologies while the LVDS interface allows the Intel



GMA 500 to communicate directly to a flat-panel display. The LVDS interface supports 18-bit or 24-bit color and EDID and EDID-less displays with a maximum pixel clock of 112 MHz. SDVO may be used for any external display device such as HDMI/DVI, analog TV, VGA/CRT and LVDS, and includes EDID and EDID-less support with a 160 MHz pixel clock.

Video

Hardware video decode acceleration relieves the decode burden from the processor and reduces power consumption of the system. Full hardware acceleration of H.264, MPEG2, MPEG4, VC1, and WMV9 is supported, eliminating the need for software decode and off-loading the processor.

Audio

Intel High Definition Audio supports up to four audio streams (up to 16 channels each), 32-bit sample depth, and sample rates to 192 KHz.

Interfaces

The Intel SCH US15W supports eight USB 2.0 ports, and three Secure Digital I/O 1.1 and Multimedia Card Controller 4.0 ports. The SMBus Host Controller is compatible with most I²C devices, while the LPC 1.1 bus enables firmware hub, embedded controller and other legacy devices. A single-channel PATA interface supports two devices (master/slave), and two x1 ports support PCI Express Base Specification Revision 1.0a.

Advanced Configuration and Power Interface (ACPI) management exposes platform power management features and details to the operating system, allowing application control of system sleep states, device power states, CPU power states, CPU performance states, and CPU throttling states.

Packaging and Operating Temperature

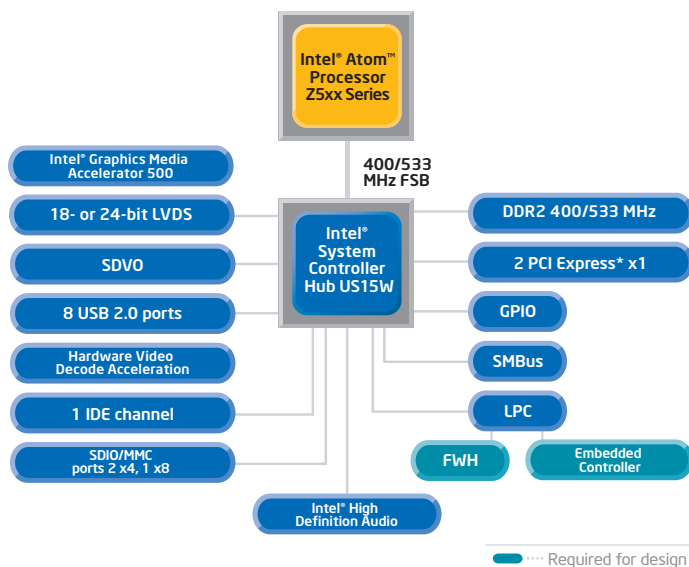
For design flexibility, the Intel SCH US15W is offered in two package sizes. A small footprint version in a 0.6mm ball pitch is suitable for handheld and small form-factor designs. A larger version, in 1.0mm ball pitch, is available for designs without small space restrictions. The larger version also has an industrial temperature SKU option.

Ecosystem Support

Along with a strong ecosystem of hardware and software vendors, including members of the Intel® Embedded and Communications Alliance, Intel helps cost-effectively meet development challenges and speed time-to-market (intel.com/go/eca).

Embedded Lifecycle

Protects system investment by enabling extended product availability for embedded customers.



Intel® System Controller Hub US15W for Embedded Computing

Product Name	Product Code	Thermal Design Power ²	Temperature Range	Package
Intel® System Controller Hub US15W	AF82US15W	2.3 watts	Commercial: 0° to +70°C	1249-ball FCBGA3, lead free, 22x22 mm
Intel® System Controller Hub US15WP	LE82US15EC	2.3 watts	Commercial: 0° to +70°C	1295-ball FCBGA3, lead free, 37.5x37.5 mm
Intel® System Controller Hub US15WPT	LE82US15EE	2.3 watts	Industrial: -40° to +85°C	1295-ball FCBGA3, lead free, 37.5x37.5 mm

Intel in Embedded and Communications: intel.com/go/embedded

¹ Intel® High Definition Audio requires a system with an appropriate Intel chipset and a motherboard with an appropriate codec and the necessary drivers installed. System sound quality will vary depending on actual implementation, controller, codec, drivers and speakers. For more information about Intel® HD audio, refer to www.intel.com.

² TDP specification should be used to design chipset thermal solution. It is not the maximum theoretical power the chipset can generate.

INFORMATION IN THIS DOCUMENT IS PROVIDED IN CONNECTION WITH INTEL® PRODUCTS. NO LICENSE, EXPRESS OR IMPLIED, BY ESTOPPEL OR OTHERWISE, TO ANY INTELLECTUAL PROPERTY RIGHTS IS GRANTED BY THIS DOCUMENT. EXCEPT AS PROVIDED IN INTEL'S TERMS AND CONDITIONS OF SALE FOR SUCH PRODUCTS, INTEL ASSUMES NO LIABILITY WHATSOEVER, AND INTEL DISCLAIMS ANY EXPRESS OR IMPLIED WARRANTY, RELATING TO SALE AND/OR USE OF INTEL PRODUCTS INCLUDING LIABILITY OR WARRANTIES RELATING TO FITNESS FOR A PARTICULAR PURPOSE, MERCHANTABILITY, OR INFRINGEMENT OF ANY PATENT, COPYRIGHT OR OTHER INTELLECTUAL PROPERTY RIGHT. UNLESS OTHERWISE AGREED IN WRITING BY INTEL, THE INTEL PRODUCTS ARE NOT DESIGNED NOR INTENDED FOR ANY APPLICATION IN WHICH THE FAILURE OF THE INTEL PRODUCT COULD CREATE A SITUATION WHERE PERSONAL INJURY OR DEATH MAY OCCUR.

Intel may make changes to specifications and product descriptions at any time, without notice. Designers must not rely on the absence or characteristics of any features or instructions marked "reserved" or "undefined." Intel reserves these for future definition and shall have no responsibility whatsoever for conflicts or incompatibilities arising from future changes to them. The information here is subject to change without notice. Do not finalize a design with this information. The products described in this document may contain design defects or errors known as errata which may cause the product to deviate from published specifications. Current characterized errata are available on request. Contact your local Intel sales office or your distributor to obtain the latest specifications and before placing your product order. Copies of documents which have an order number and are referenced in this document, or other Intel literature, may be obtained by calling 1-800-548-4725, or by visiting Intel's Web Site www.intel.com/.

Copyright © 2009 Intel Corporation. All rights reserved.

Intel, the Intel logo, and Intel Atom are trademarks of Intel Corporation in the U.S. and other countries.

*Other names and brands may be claimed as the property of others.

