

Module 1

Targeting Thinking in the Classroom

Objectives

- Discuss the goals of the Intel® Teach Thinking with Technology Course and your expectations
- Discuss essential 21st century skills necessary for your students' futures
- Analyze different models of thinking
- Create a "Habits of Learning Taxonomy" for your own classroom
- Identify positive and negative influences that can affect thinking—from the perspective of a 21st century world citizen

Tools

- Internet browser
- Word processing software
- *Seeing Reason Tool*
- Curriculum Resource CD
- Intel® Education Help Guide

Web Resources

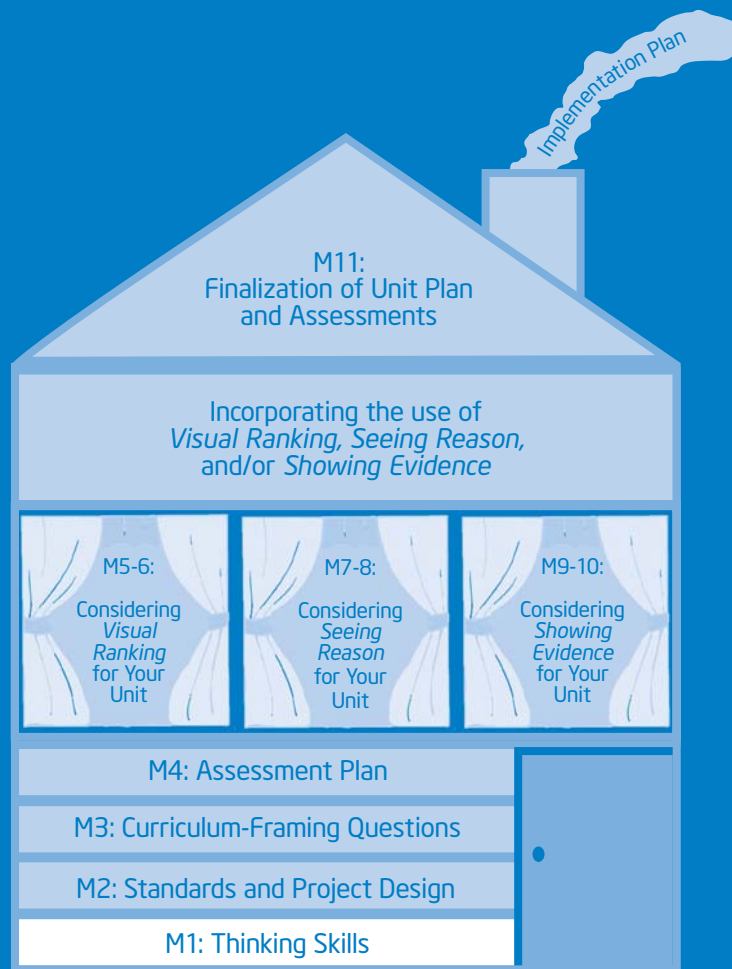
- www.intel.com/education
- www.intel.com/education/tools
- www.intel.com/education/seeingreason

Essential Question

- How can I best design instruction that promotes thinking?

Module Questions

- What does thinking look like?
- What thinking skills should I target for my classroom?



Module 2

Designing Standards-Based Projects

Objectives

- View and discuss the steps for project planning
- Identify standards that target higher-order thinking skills
- Discuss ways to expand a unit to use a project approach to learning
- Understand the characteristics and benefits of the Intel® Education online thinking tools
- Set up the Teacher Workspace where you can create projects that use the thinking tools
- Discuss the Project Rubric
- Share and discuss project ideas
- Identify positive and negative influences that can affect thinking—from the perspective of a teacher

Tools

- Internet browser
- Word processing software
- *Visual Ranking Tool*
- *Seeing Reason Tool*
- *Showing Evidence Tool*
- Curriculum Resource CD
- Intel® Education Help Guide

Web Resources

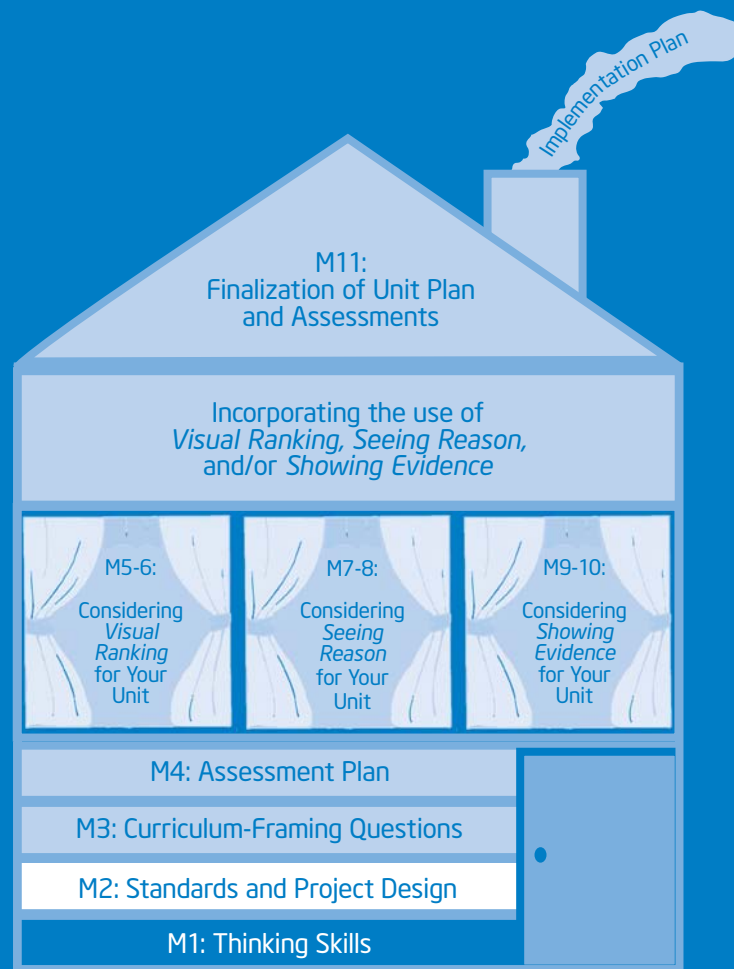
- <http://edstandards.org/standards.html>
- www.intel.com/education/visualranking
- www.intel.com/education/seeingreason
- www.intel.com/education/showingevidence

Essential Question

- How can I best design instruction that promotes thinking?

Module Questions

- How can standards-based projects provide opportunities for deeper thinking?
- How can I design successful student-centered projects?



Module 3

Creating Curriculum-Framing Questions to Support Thinking Skills

Objectives

- Rank questions according to their potential for generating deeper thinking in the classroom
- Understand the different types of questions used in the classroom
- Understand the use of Curriculum-Framing Questions
- Practice revising and creating Curriculum-Framing Questions
- Create a set of Curriculum-Framing Questions for your own classroom
- Identify positive and negative influences that can affect thinking—from the perspective of a student

Tools

- Internet browser
- Word processing software
- *Seeing Reason Tool*
- *Visual Ranking Tool*
- Curriculum Resource CD
- Intel® Education Help Guide

Web Resources

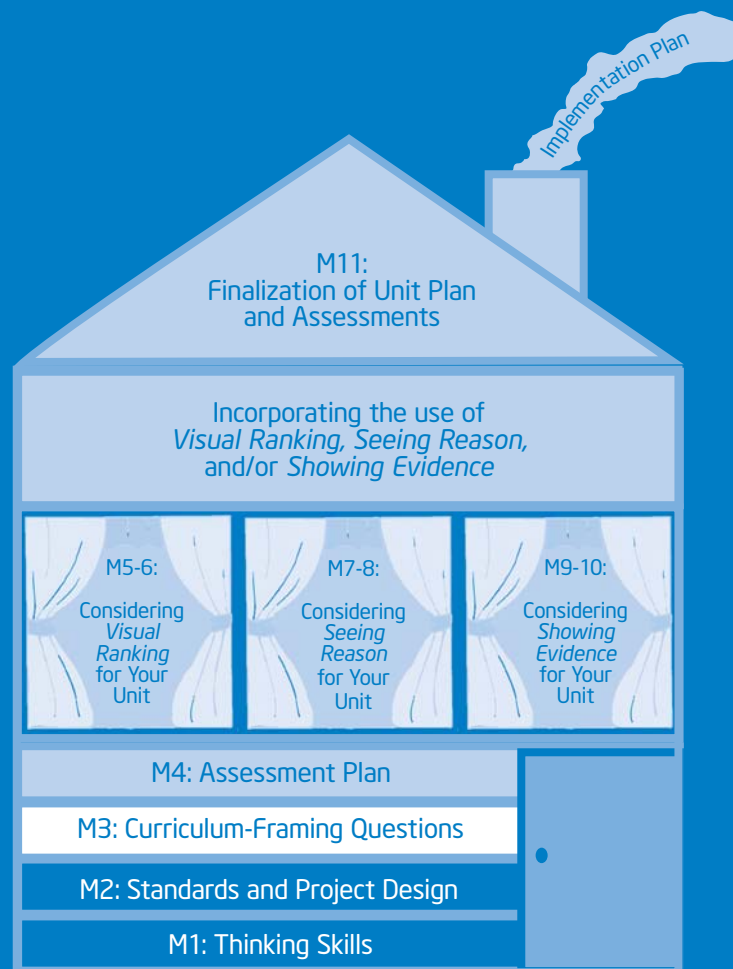
- www.intel.com/education/seeingreason
- www.intel.com/education/visualranking
- www.intel.com/education/designprojects

Essential Question

- How can I best design instruction that promotes thinking?

Module Questions

- How can questions help expand thinking in my classroom?
- What questions can I ask that will help focus thinking in my classroom?



Module 4

Planning Student-Centered Assessment

Objectives

- Discuss assessment methods that can be embedded throughout a project
- Use the *Showing Evidence Tool* to evaluate Assessment Plan ideas
- Draft an outline for your Assessment Plan

Tools

- Internet browser
- Word processing software
- *Showing Evidence Tool*
- Curriculum Resource CD
- Intel® Education Help Guide

Web Resources

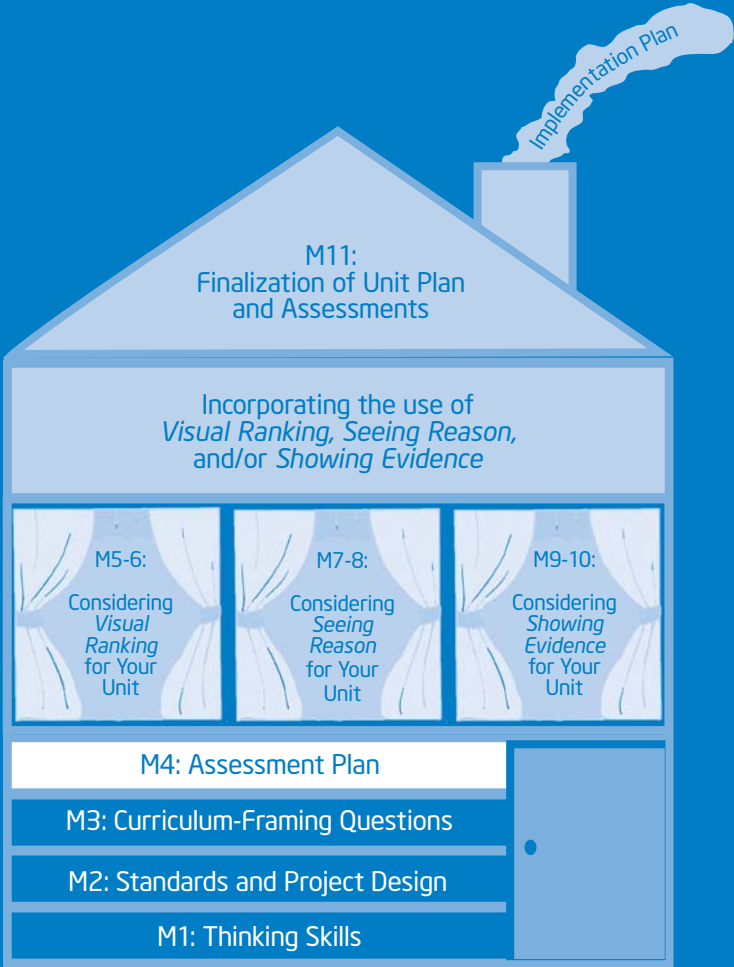
- www.intel.com/education/showingevidence

Essential Question

- How can I best design instruction that promotes thinking?

Module Questions

- What assessment methods should I use in my unit?
- How do I plan for high quality assessment throughout my unit?



Module 5

Using the Visual Ranking Tool to Target Thinking Skills

Objectives

- Review and discuss a unit in depth that integrates the use of the *Visual Ranking Tool*
- Discuss best uses of *Visual Ranking*
- View and discuss ideas for incorporating *Visual Ranking* into your unit

Tools

- Internet browser
- Word processing software
- *Visual Ranking Tool*
- Curriculum Resource CD
- Intel® Education Help Guide

Web Resources

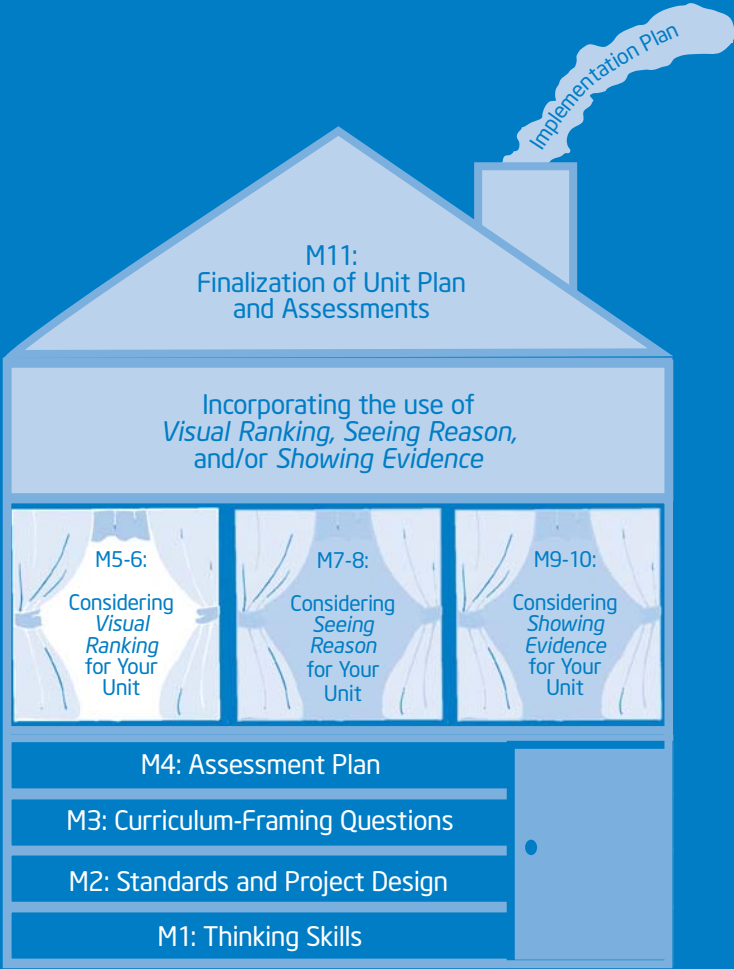
- www.intel.com/education/visualranking

Essential Question

- How can I best design instruction that promotes thinking?

Module Questions

- How can I help my students understand other perspectives?
- How can *Visual Ranking* promote communication and collaboration in my classroom?



Module 6

Considering the Visual Ranking Tool for Your Unit

Objectives

- Try out a project idea that incorporates the *Visual Ranking Tool* into your unit
- Create, share, and reflect on a practice ranking
- Revise your Unit Plan
- Share your experience using *Visual Ranking*

Tools

- Internet browser
- Word processor software
- *Visual Ranking Tool*
- Curriculum Resource CD
- Intel® Education Help Guide

Web Resources

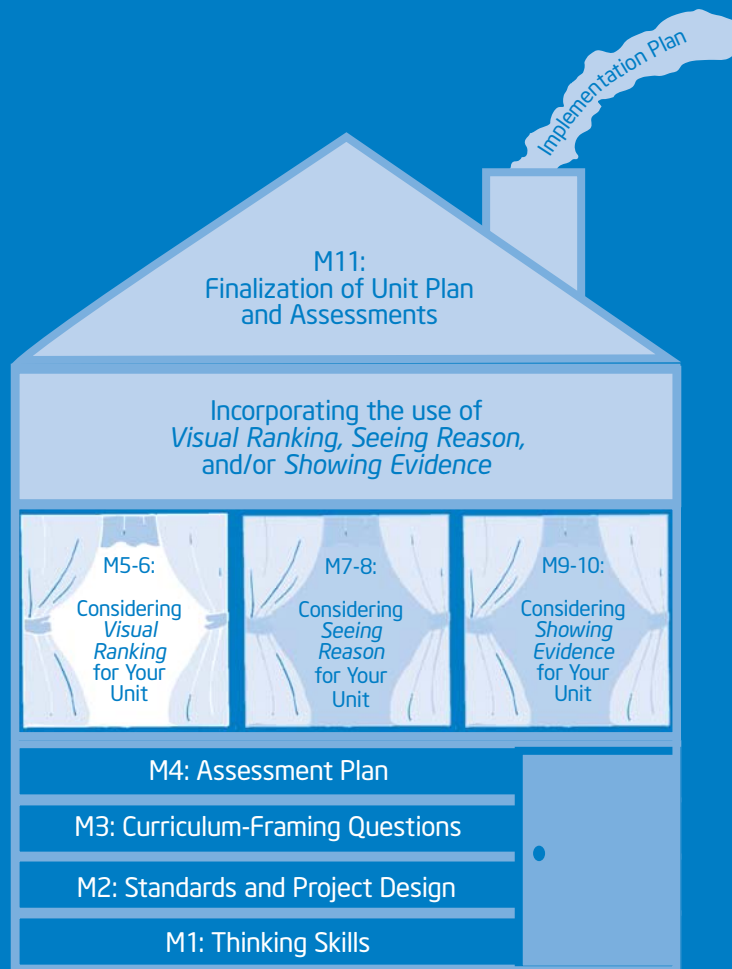
- www.intel.com/education/visualranking

Essential Question

- How can I best design instruction that promotes thinking?

Module Questions

- How do I develop a project that effectively integrates the *Visual Ranking Tool*?
- How do I ensure that students think deeply when using *Visual Ranking*?



Module 7

Using the Seeing Reason Tool to Target Thinking Skills

Objectives

- Review and discuss a unit in depth that integrates the use of the *Seeing Reason Tool*
- Understand cause and effect and how to represent causal relationships visually
- Discuss best uses of *Seeing Reason*
- View and discuss ideas for incorporating *Seeing Reason* into your unit
- Develop and share a project idea that uses *Seeing Reason*
- Set up a *Seeing Reason* project online

Tools

- Internet browser
- Word processing software
- *Seeing Reason Tool*
- Curriculum Resource CD
- Intel® Education Help Guide

Web Resources

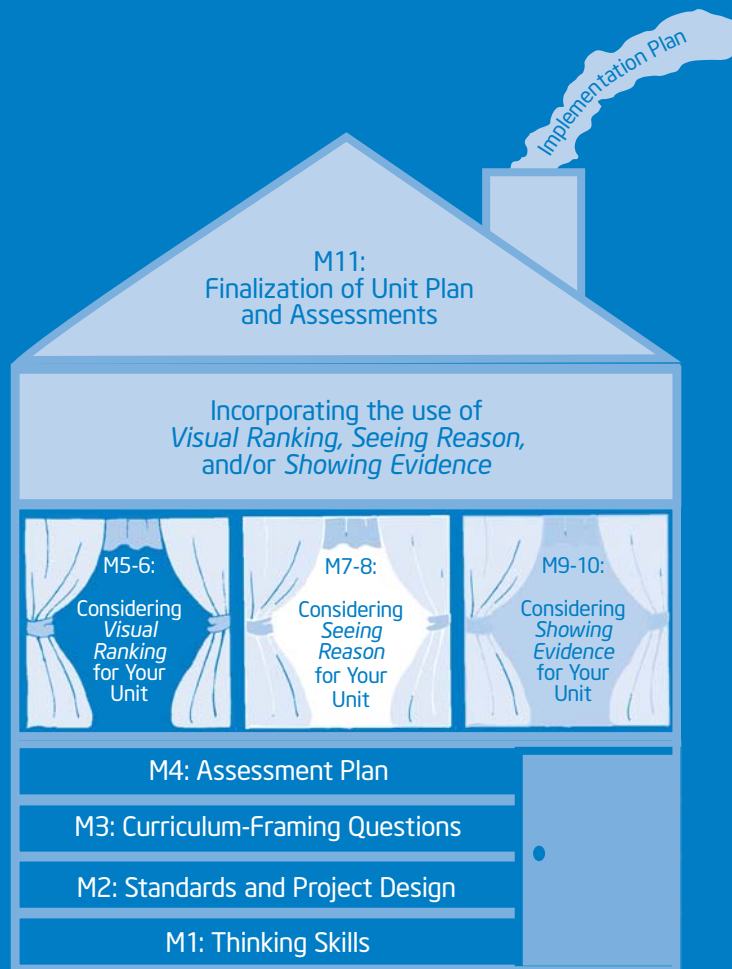
- www.intel.com/education/seeingreason

Essential Question

- How can I best design instruction that promotes thinking?

Module Questions

- How can I help my students understand complex systems that involve cause and effect?
- How can *Seeing Reason* promote communication and collaboration in my classroom?



Module 8

Considering the Seeing Reason Tool for Your Unit

Objectives

- Create a practice *Seeing Reason* causal map
- Discuss and practice effective questioning techniques
- Provide and receive feedback on project ideas
- Revise your map
- Revise your Unit Plan
- Share your experience using *Seeing Reason*

Tools

- Internet browser
- Word processing software
- *Seeing Reason Tool*
- Curriculum Resource CD
- Intel® Education Help Guide

Web Resources

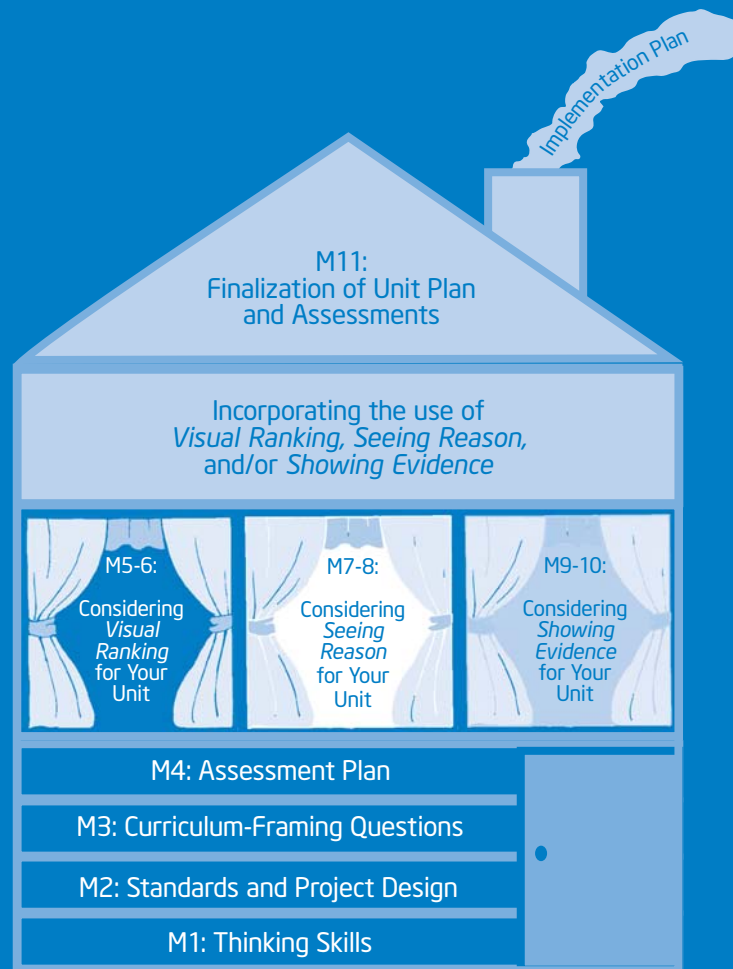
- www.intel.com/education/seeingreason

Essential Question

- How can I best design instruction that promotes thinking?

Module Questions

- How do I develop a project that effectively integrates the *Seeing Reason Tool*?
- How do I ensure that students think deeply when using *Seeing Reason*?



Module 9

Using the Showing Evidence Tool to Target Thinking Skills

Objectives

- Review and discuss a unit in depth that integrates the use of the *Showing Evidence Tool*
- Understand the format of an argument and how *Showing Evidence* supports the argumentation process
- Understand how to review and rate evidence
- Discuss best uses of *Showing Evidence*
- View and discuss ideas for incorporating *Showing Evidence* into your unit
- Develop and share a project idea that uses *Showing Evidence*
- Set up a *Showing Evidence* project online

Tools

- Internet browser
- Word processing software
- *Showing Evidence Tool*
- Curriculum Resource CD
- Intel® Education Help Guide

Web Resources

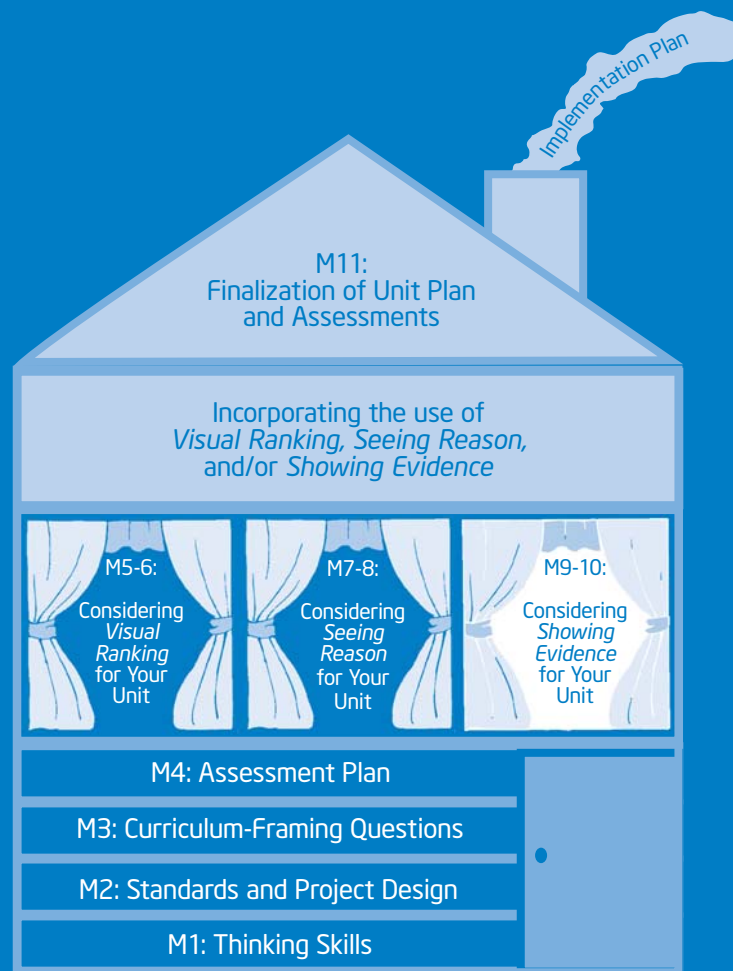
- www.intel.com/education/showingevidence

Essential Question

- How can I best design instruction that promotes thinking?

Module Questions

- How can I help my students build well-structured arguments?
- How can *Showing Evidence* promote communication and collaboration in my classroom?



Module 10

Considering the Showing Evidence Tool for Your Unit

Objectives

- Create a practice *Showing Evidence* case
- Discuss and practice effective questioning techniques
- Provide and receive feedback on project ideas
- Revise your case
- Revise your Unit Plan
- Share your experience using *Showing Evidence*

Tools

- Internet browser
- Word processing software
- *Showing Evidence Tool*
- Curriculum Resource CD
- Intel® Education Help Guide

Web Resources

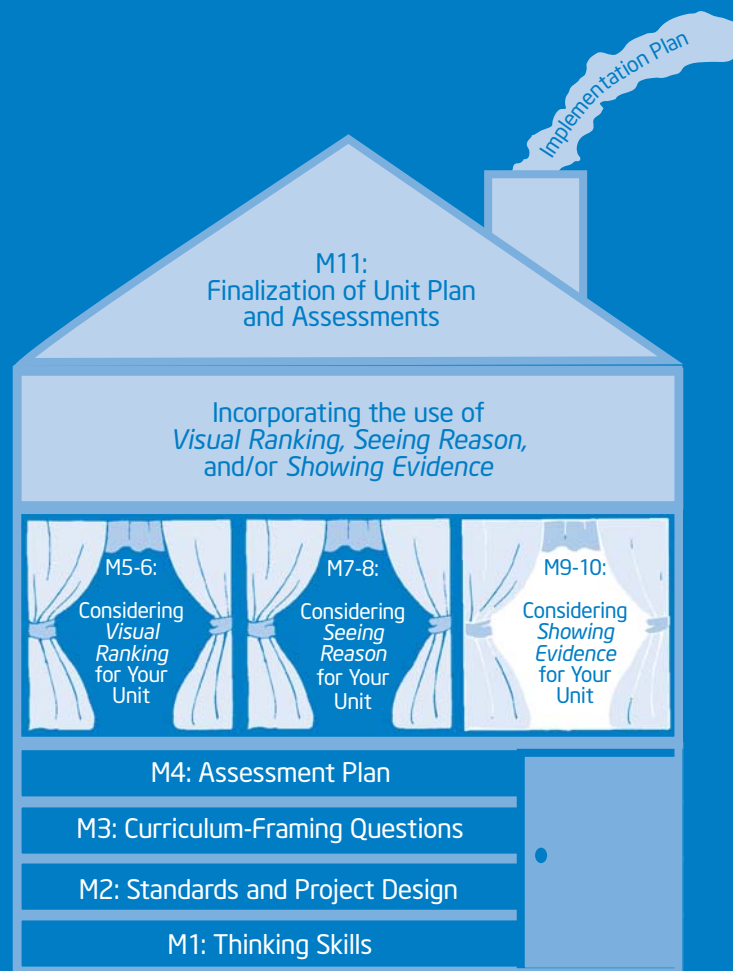
- www.intel.com/education/showingevidence

Essential Question

- How can I best design instruction that promotes thinking?

Module Questions

- How do I develop a project that effectively integrates the *Showing Evidence Tool*?
- How do I ensure that students think deeply when using *Showing Evidence*?



Module 11

Completing Your Unit

Objectives

- Review elements and uses of various assessments
- Create an assessment for your unit using the Assessing Projects application
- Complete your Unit Plan
- Showcase your unit
- Evaluate the Intel® Teach Thinking with Technology Course
- Reflect on lessons learned
- Receive Certificates of Completion

Tools

- Internet browser
- Word processing software
- Assessing Projects application
- *Seeing Reason Tool*
- *Showing Evidence Tool*
- *Visual Ranking Tool*
- Curriculum Resource CD
- Intel® Education Help Guide

Web Resources

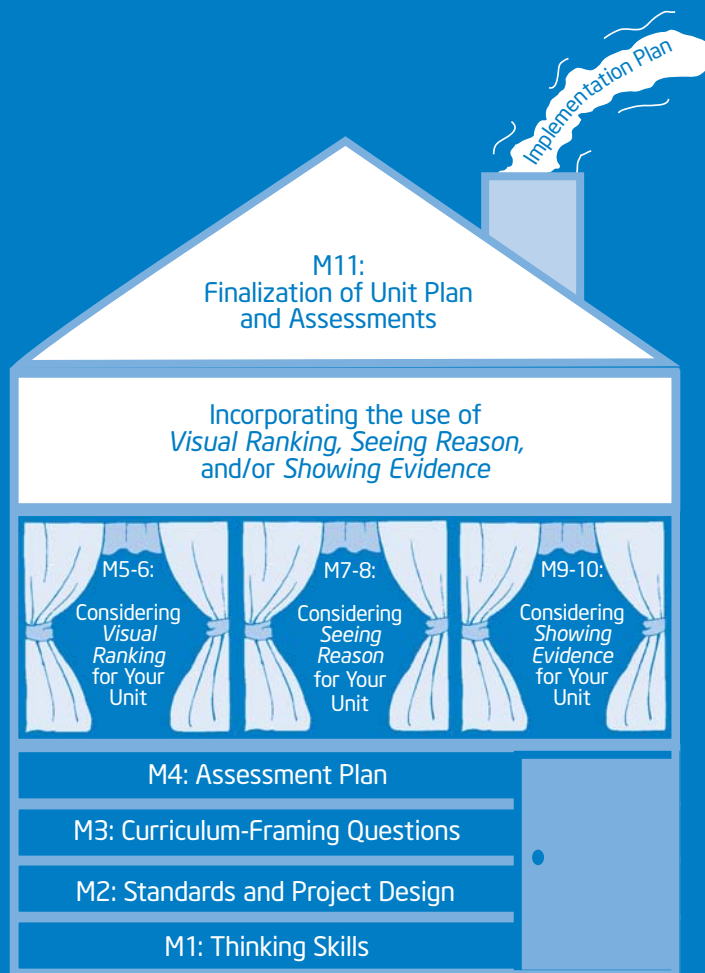
- www.intel.com/education/assessingprojects
- www.intel.com/education/visualranking
- www.intel.com/education/seeingreason
- www.intel.com/education/showingevidence
- www.intel.com/education/teachfuture/eval

Essential Question

- How can I best design instruction that promotes thinking?

Module Questions

- How do I create an effective assessment?
- How can I best provide constructive feedback?



Appendix

Appendix